
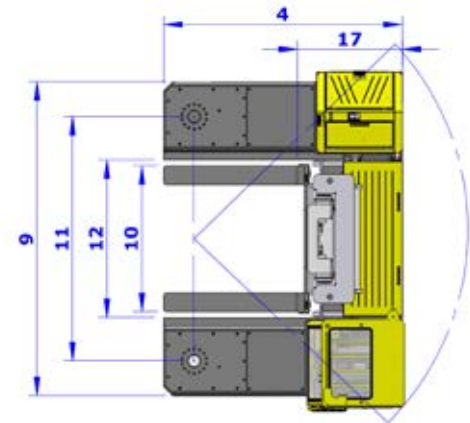
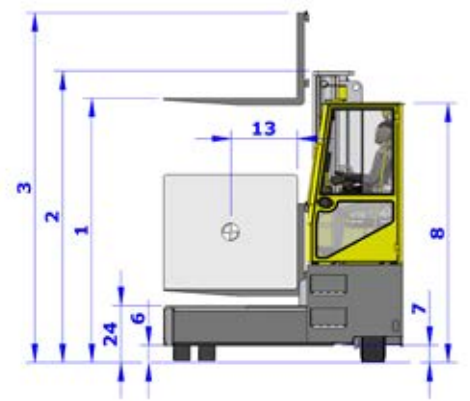


## COMBi-ESL

The electric sideloader forklift designed for the safe, space saving and productive handling of long and bulky loads.



REF.	DESCRIPTION	C6000 ESL	C8000 ESL
1a	Max. Lift Height	4000mm	
1b	Freelift Height	2000mm	
2	Height Mast Closed	3000mm	
3	Max. (Mast raised)	5000mm	
4	Overall Length	2300mm	2500mm
5	Mast Travel	1350mm	1550mm
6	Ground Clearance Under Mast	170mm	
7	Ground Clearance to Centre of Wheelbase	150mm	
8	Height Over Cab (Without work lights)	2685mm	
9	Width	3500mm	
10	Outside Spread of Fork Arms	1600mm	
11	Track Front	2560mm	
12	Frame Opening	1650mm	
13	Load Centre Distance	600mm	700mm
14	Overhang Front	320mm	
15	Wheelbase	1645mm	1845mm
16	Overhang Back	335mm	
17	Length From Face of Fork	1100mm	
18	Approach Angle	45°	
19	Ramp Angle	17°	
20	Departure Angle	45°	
21	Forward Tilt	3°	
22	Backward Tilt	5°	
23	Minimum Outside Radius	2870mm	
24	Platform Height	590mm	
25	Platform Length	1200mm	1400mm
A	Capacity	6000 kg	8000 kg
B	Unladen Weight	11,900 kg	12,200 kg
C	Maximum Ground Speed	10 km/h	
D	Gradeability	10%	
E	Battery Capacity	80 V / 930 Ah	
F	Fork Section	50mm x 200mm x 1200mm	70mm x 200mm x 1400mm
G	Front Tyre (Solid Rubber) x 4	OD 457mm / Width 178mm	
H	Rear Tyre (Solid Rubber) x 2	OD 711mm / Width 254mm	
I	Standard Colour	Yellow & Grey	
J	AC Electric Traction Motor x 2	80V / 14kW	
K	AC Electric Pump Motor	80V / 39kW	



### Features Include:

- Rubber Mounted Cabin
- Multi-Direction Operation
- AC Motor Technology
- 4-way lever positioning of Wheels
- 2 Wheel Drive

### Distributed by:

Co. Monaghan  
Ireland  
+353 47 80500  
info@combilift.com

Combilift has a policy of continuous product development and reserves the right to alter specifications without prior notice. Specifications and/or dimensions may vary from those illustrated in some countries.