

RX 70 Technical Data

Diesel and LPG Forklift Trucks

[RX 70-16](#)

[RX 70-18](#)

[RX 70-20](#)





		STILL	STILL	STILL	STILL	STILL	STILL				
Distinguishing features	1.1	Manufacturer									
	1.2	Manufacturer's type designation	RX 70-16	RX 70-16 T	RX 70-18	RX 70-18 T	RX 70-20	RX 70-20 T			
	1.2.1	Type number	7311	7314	7312	7315	7313	7316			
	1.3	Drive	Diesel	LPG	Diesel	LPG	Diesel	LPG			
	1.4	Operation	Seated	Seated	Seated	Seated	Seated	Seated			
	1.5	Nominal load capacity/load	Q	kg	1600	1600	1800	1800	2000	2000	
	1.6	Load centre distance	c	mm	500	500	500	500	500	500	
	1.8	Load distance	x	mm	395	395	395	395	405	405	
	1.9	Wheel base	y	mm	1450	1450	1487	1487	1526	1526	
Weights	2.1	Empty weight		kg	2706	2706	2856	2856	3059	3059	
	2.2	Axle loading, laden	front/rear	kg	3817/489	3817/489	4149/507	4149/507	4568/491	4568/491	
	2.3	Axle loading, unladen	front/rear	kg	1230/1476	1230/1476	1266/1590	1266/1590	1382/1677	1382/1677	
Tyres /chassis	3.1	Tyres			Superelastic	Superelastic	Superelastic	Superelastic	Superelastic	Superelastic	
	3.2	Tyre size	front	mm	18 x 7-8	18 x 7-8	18 x 7-8	18 x 7-8	200/50-10	200/50-10	
	3.2	Tyre size	rear	mm	18 x 7-8	18 x 7-8	18 x 7-8	18 x 7-8	18 x 7-8	18 x 7-8	
	3.5	Number of wheels (x = driven)	front/rear			2x/2	2x/2	2x/2	2x/2	2x/2	
	3.6	Tread	front/rear	b ₁₀ /b ₁₁	mm	932/895	932/895	932/895	932/895	942/895	942/895
	4.1	Tilt of mast/fork carriage	forward/backward	α/β	°	3/8	3/8	3/8	3/8	3/8	3/8
Basic dimensions	4.2	Height of mast when retracted		h ₁	mm	2160	2160	2160	2160	2160	2160
	4.3	Free lift		h ₂	mm	150	150	150	150	150	150
	4.4	Lift		h ₃	mm	3230	3230	3230	3230	3150	3150
	4.5	Height of mast when extended		h ₄	mm	3873	3873	3873	3873	3725	3725
	4.7	Height above protective roof (cab)		h ₆	mm	2117	2117	2117	2117	2117	2117
	4.8	Seat height in terms of SIP		h ₇	mm	1015	1015	1015	1015	1015	1015
	4.12	Clutch height		h ₁₀	mm	474	474	474	474	474	474
	4.19	Overall length		l ₁	mm	2975	2975	3012	3012	3061	3061
	4.20	Length including fork backs		l ₂	mm	2175	2175	2212	2212	2261	2261
	4.21	Overall width		b ₁	mm	1099	1099	1099	1099	1138	1138
	4.22	Fork dimensions		s/e/l	mm	40/80/800	40/80/800	40/80/800	40/80/800	40/80/800	40/80/800
	4.23	Fork carriage ISO 2328, class/form A, B				Cl. II, form A	Cl. II, form A	Cl. II, form A	Cl. II, form A	Cl. II, form A	Cl. II, form A
	4.24	Fork carriage width		b ₃	mm	980	980	980	980	980	980
	4.31	Ground clearance under mast		m ₁	mm	90	90	90	90	90	90
	4.32	Ground clearance, centre of wheel base		m ₂	mm	133	133	133	133	133	133
	4.34.1	Working aisle width with pallet 1000 x 1200 crossways		A _{st}	mm	3523	3523	3557	3557	3603	3603
4.34.2	Working aisle width with pallet 800 x 1200 lengthways		A _{st}	mm	3727	3727	3762	3762	3810	3810	
4.35	Turning radius		W _a	mm	1926	1926	1961	1961	1998	1998	
4.36	Smallest pivoting distance		b ₁₃	mm	538	538	544	544	550	550	
Performance data	5.1	Travel speed	laden/unladen	km/h	22/22	22/22	22/22	22/22	22/22	22/22	
	5.2	Lift speed	laden/unladen	m/s	0.52/0.54	0.52/0.54	0.52/0.54	0.52/0.54	0.52/0.54	0.52/0.54	
	5.3	Lowering speed	laden/unladen	m/s	0.59/0.59	0.59/0.59	0.59/0.59	0.59/0.59	0.59/0.59	0.59/0.59	
	5.5	Drawbar pull	laden/unladen	N	13200/6700	13200/6700	13200/6700	13200/6700	13200/6700	13200/6700	
	5.7	Gradeability	laden/unladen	%	27/28	27/28	26/28	26/28	26/28	26/28	
	5.9	Acceleration time	laden/unladen	s	4.9/4.6	4.9/4.6	5.0/4.7	5.0/4.7	5.1/4.7	5.1/4.7	
	5.10	Service brake				Mechanical/hydraulic	Mechanical/hydraulic	Mechanical/hydraulic	Mechanical/hydraulic	Mechanical/hydraulic	
	7.1	Engine manufacturer				VW	VW	VW	VW	VW	
	7.1.1	Type				BXT	BEF	BXT	BEF	BXT	
	7.2	Engine performance in accordance with ISO 1585			kW	28	30	28	30	28	30
7.3	Nominal speed			1/min	2350	2350	2350	2350	2350	2350	
7.4	Cylinder speed				4	4	4	4	4	4	
7.4.1	Capacity			cm ³	1900	2000	1900	2000	1900	2000	
7.5	Fuel consumption according to VDI cycle			l/h	1.9 ¹	2.1 ¹	2.0 ¹	2.2 ¹	2.2 ¹	2.3 ¹	
				kg/h	2.0	2.2	2.1	2.3	2.3	2.4	
7.9	On-board voltage	U	V		12	12	12	12	12	12	
8.1	Design of the transmission drive				Diesel-electric	Diesel-electric	Diesel-electric	Diesel-electric	Diesel-electric	Diesel-electric	
Miscellaneous	10.1	Working pressure for accessory equipment		bar	230	230	230	230	230	230	
	10.2	Oil volume for accessory equipment		l/min	30	30	30	30	30	30	
	10.4	Fuel tank content		l	29		29		29		
				kg		11		11		11	
	10.7	Sound pressure level ² L _{pAZ} (operator's position)		dB(A)	<74	<74	<74	<74	<74	<74	
	10.7.1	Sound power level LWAZ (working cycles)		dB(A)	<99	<99	<99	<99	<99	<99	
		Human vibrations ³ : acceleration according to EN 13059		m/s ²	0.71	0.71	0.71	0.71	0.71	0.71	
	10.8	Trailer coupling, item/DIN type				Bolt	Bolt	Bolt	Bolt	Bolt	

¹ With the Blue-Q energy-saving programme

² With cab; different values without cab

³ With standard driver's seat

RX 70-16/20 Diesel and LPG Forklift Trucks
Mast Tables

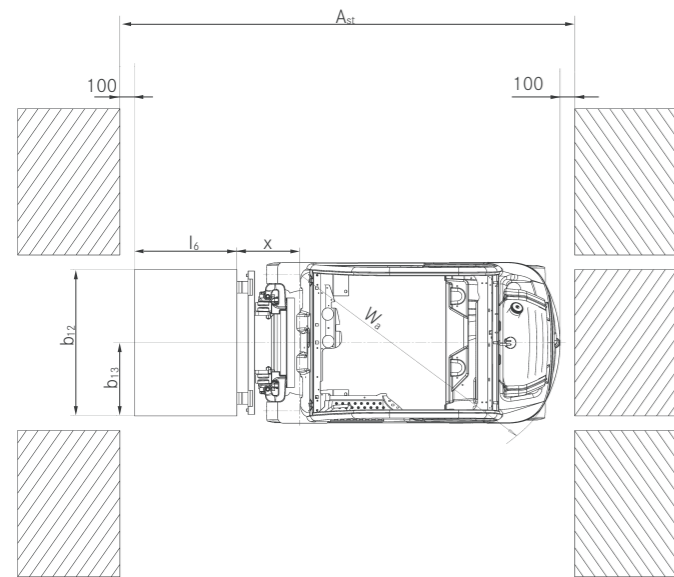


			Telescopic mast								HiLo mast				Triplex mast							
			h ₃	mm	3030	3230	3530	3930	4230	4730	5430	3175	3375	3575	3975	4320	4920	5220	5620	6070	6820	7870
RX 70-16/RX 70-16 T	Nominal lift	h ₃	mm	3030	3230	3530	3930	4230	4730	5430	3175	3375	3575	3975	4320	4920	5220	5620	6070	6820	7870	
	Overall height	h ₁	mm	2060	2160	2310	2510	2660	2910	3260	2060	2160	2260	2460	2060	2160	2260	2460	2610	2860	3210	
	Free lift	h ₂	mm	150	150	150	150	150	150	150	1462	1562	1662	1862	1462	1562	1662	1862	2012	2262	2612	
	Maximum height	h ₄	mm	3673	3873	4173	4573	4873	5373	6073	3793	3993	4193	4593	5238	5538	5838	6238	6688	7438	8488	
	Tilt of mast/fork carriage	forward/backward	α/β	°	3/8								3/6				3/6					
	Fork lock-in position centre-centre			mm	216/368/445/521/673/760								216/368/445/521/673/760				216/368/445/521/673/760					
	Tyres	front/rear			18 x 7-8 / 18 x 7-8 // 200/50-10 / 18 x 7-8						100/50-10 / 18 x 7-8		18 x 7-8 / 18 x 7-8				18 x 7-8 / 18 x 7-8 // 200/50-10 / 18 x 7-8					
	Track	front/rear	b ₁₀ /b ₁₁	mm	932/895						990/895		932/895				932/895					
	Maximum width		b ₁	mm	1099						1188		1099				1188					

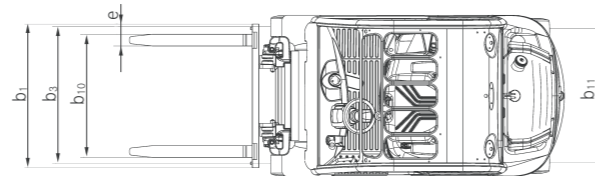
			Telescopic mast								HiLo mast				Triplex mast							
			h ₃	mm	3030	3230	3530	3930	4230	4730	5430	3060	3260	3460	3860	4470	4770	5070	5470	5920	6670	7720
RX 70-18/RX 70-18 T	Nominal lift	h ₃	mm	3030	3230	3530	3930	4230	4730	5430	3060	3260	3460	3860	4470	4770	5070	5470	5920	6670	7720	
	Overall height	h ₁	mm	2060	2160	2310	2510	2660	2910	3260	2060	2160	2260	2460	2060	2160	2260	2460	2610	2860	3210	
	Free lift	h ₂	mm	150	150	150	150	150	150	150	1412	1512	1612	1812	1412	1512	1612	1812	1962	2212	2562	
	Maximum height	h ₄	mm	3673	3873	4173	4573	4873	5373	6073	3743	3943	4143	4543	5138	5438	5738	6138	6588	7338	8388	
	Tilt of mast/fork carriage	forward/backward	α/β	°	3/8								3/6				3/6					
	Fork lock-in position centre-centre			mm	216/368/445/521/673/760								216/368/445/521/673/760				216/368/445/521/673/760					
	Tyres	front/rear			18 x 7-8 / 18 x 7-8 // 200/50-10 / 18 x 7-8						200/50-10 / 18 x 7-8		18 x 7-8 / 18 x 7-8				18 x 7-8 / 18 x 7-8 // 200/50-10 / 18 x 7-8					
	Track	front/rear	b ₁₀ /b ₁₁	mm	932/895						990/895		932/895				932/895					
	Maximum width		b ₁	mm	1099						1188		1099				1188					

			Telescopic mast								HiLo mast				Triplex mast							
			h ₃	mm	3030	3230	3530	3930	4230	4730	5430	3070	3270	3470	4045	4465	4765	5065	5665	6115	6865	7915
RX 70-20/RX 70-20 T	Nominal lift	h ₃	mm	3030	3230	3530	3930	4230	4730	5430	3070	3270	3470	4045	4465	4765	5065	5665	6115	6865	7915	
	Overall height	h ₁	mm	2060	2160	2310	2510	2660	2910	3260	2060	2160	2260	2460	2060	2160	2260	2460	2610	2860	3210	
	Free lift	h ₂	mm	150	150	150	150	150	150	150	1505	1605	1705	1905	1505	1605	1705	1905	2055	2305	2655	
	Maximum height	h ₄	mm	3525	3725	4025	4425	4725	5225	5925	3645	3845	4045	4445	5055	5355	5655	6255	6705	7455	8505	
	Tilt of mast/fork carriage	forward/backward	α/β	°	3/8								3/6				3/6					
	Fork lock-in position centre-centre			mm	216/368/445/521/673/760								216/368/445/521/673/760				216/368/445/521/673/760					
	Tyres	front/rear			200/50-10 / 18 x 7-8						200/50-10 / 18 x 7-8		200/50-10 / 18 x 7-8				200/50-10 / 18 x 7-8					
	Track	front/rear	b ₁₀ /b ₁₁	mm	942/895						990/895		942/895				990/895					
	Maximum width		b ₁	mm	1138						1188		1138				1188					

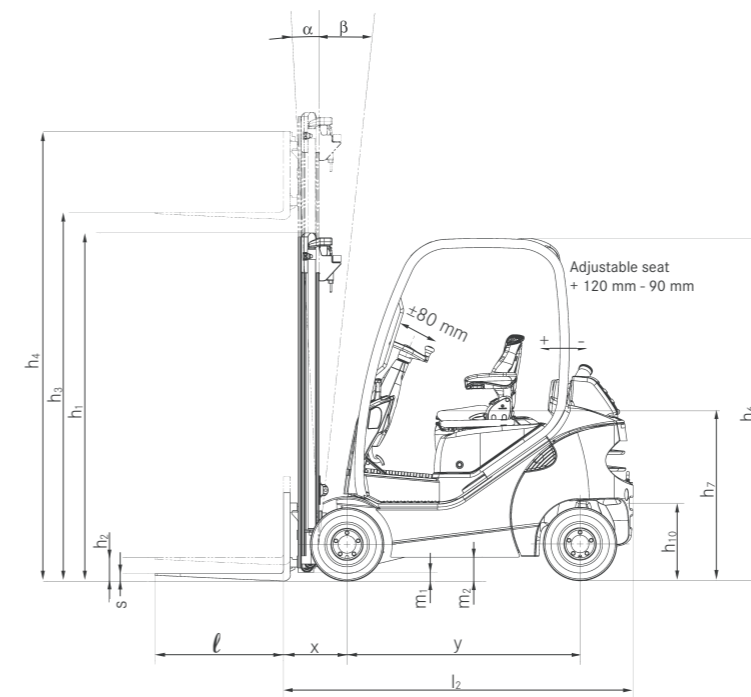
Technical Drawings



Top view



Top view

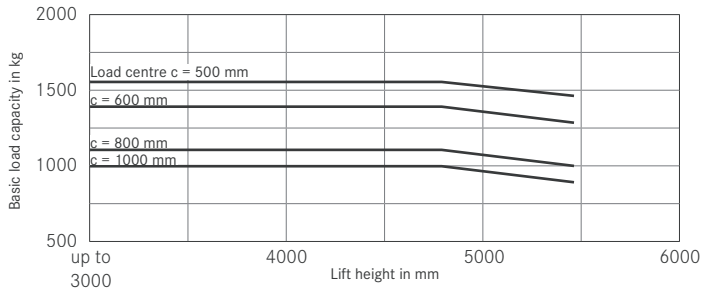


Side view

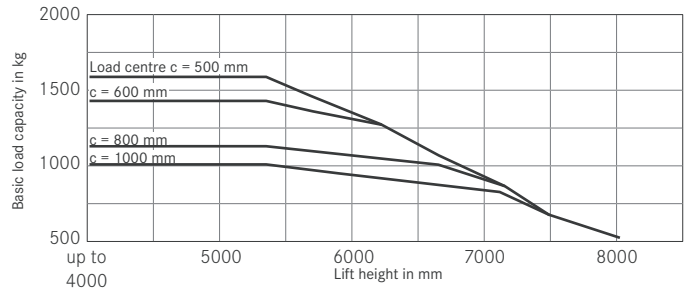
RX 70-16/20 Diesel and LPG Forklift Trucks

Basic Load Capacities

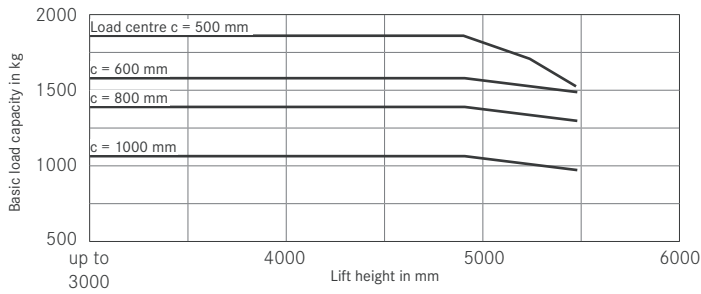
RX 70-16 Telescopic and HiLo mast
Superelastic tyres



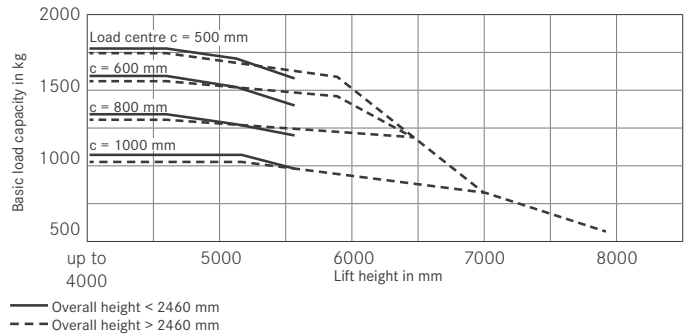
RX 70-16 Triplex mast
Superelastic tyres



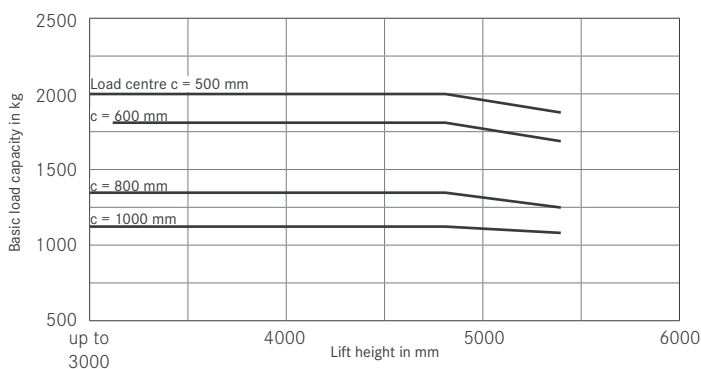
RX 70-18 Telescopic and HiLo mast
Superelastic tyres



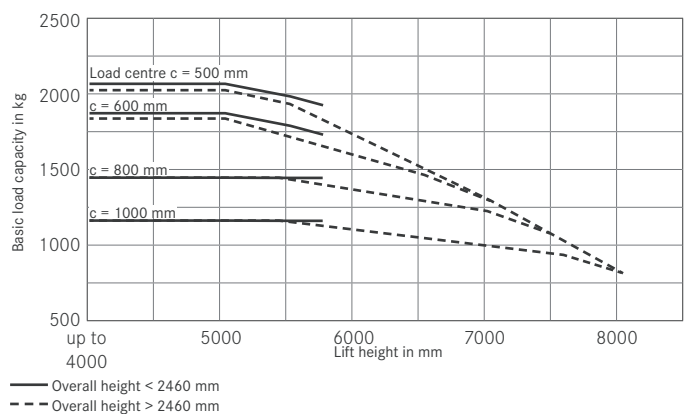
RX 70-18 Triplex mast
Superelastic tyres



RX 70-20 Telescopic and HiLo mast
Superelastic tyres



RX 70-20 Triplex mast
Superelastic tyres



The values indicated may vary depending on the truck's features



RX 70-16/20 Diesel and LPG Forklift Trucks
Detailed Photos



Optimum visibility thanks to narrow protective roof profiles



Ergonomic, non-tiring and precise work with Joystick 4Plus



Spaciously dimensioned and comfortable driver's cab



Spacious access area with comfortable dual pedal controls



Comfortable, high quality driver's seats



Good service and maintenance access



Cyclone air filter for clean engine air intake



Truck with an LPG tank

RX 70-16/20 Diesel and LPG Forklift Trucks
Manoeuvrable and economical



RX 70-16/20 Diesel and LPG Forklift Trucks

Manoeuvrable and economical

High availability, extended period of use and low operating costs through a diesel-electric drive with a powerful industrial motor

High energy efficiency due to Blue-Q energy-saving mode

High delivery volume at a low V-engine speed due to the electrically activated hydraulic pump



The RX 70-16/20 IC forklift trucks which have a load capacity of up to 2 tonnes are equipped with a diesel-electric drive. It combines the benefits of a powerful combustion engine with the controllability of an electric drive. This guarantees high availability and an extended period of use with lower operating costs. High handling performance can be achieved through its compact design, coupled with precision driving and lifting control.

All drive components are encased to prevent dust and moisture ingress. This makes the forklift truck ideally suited for use indoors and outdoors on construction sites, at builders' merchants, in timber yards and in

the metal-processing industry, in the food and drinks industry, as well as at haulage and logistics companies. With a mast that can withstand bending and distortion, it can handle loads safely, even heavy loads, thanks to its high residual load capacity. The comfortable driver's cab has been designed in accordance with the latest ergonomic aspects in order to prevent signs of tiredness and to increase safety. Driving and lifting behaviour can be aligned to usage or to driver habits. There are five driving programmes available. Blue-Q energy-saving mode enables a saving of 10 per cent in energy consumption without any loss of performance.

Extensive Equipment

Power

- Can lift up to two tonnes with a load centre of 500 mm
- High availability, extended period of use and low operating costs through a diesel-electric drive with a powerful industrial motor
- Move goods effectively: driving speed of up to 22 km/h
- High delivery volume at a low V-engine speed due to the electrically activated hydraulic pump
- Secure load handling, even with a heavy load, through a stable mast which is designed to withstand bending and distortion

Precision

- 5 driving programmes allow you to choose between maximum handling performance or optimised efficiency
- Speed, acceleration and braking can all be individually set
- Precise load handling: driver's seat and steering column set to one side giving optimal view past loads
- Secure load handling thanks to precise and direct hydraulic control

Ergonomics

- Spacious, comfortable driver's cab that can be individually set up and offering numerous storage compartments
- Even greater comfort: premium driver's seat offers optimum seating ergonomics
- Easy and safe to climb in and out thanks to the large, non-slip and highly visible step
- Choose from a range of individual control options: multi-lever, mini-lever, Fingertip or Joystick 4Plus

Compactness

- Its narrow working width makes it ideal for use in very confined spaces
- Optimum view of the truck's contours through narrow protective roof profile struts and large windows
- Low operating forces and simple truck handling thanks to the small steering wheel and manoeuvrable steering axle

Safety

- Perfect all-round safety: slimline mast profile and large window visibility on all sides
- Optimum sight of the load and fork carriage through an asymmetrically offset driver's seat
- Optimum safety and stability thanks to the truck's low centre of gravity
- High user safety through a comfortable step and handles
- Greater safety for drivers and the surroundings through a stable mast which is designed to withstand bending and distortion

Environmental Responsibility

- Low fuel consumption: reduction in running costs and carbon emissions
- Low harmful emissions: meets the requirements of 97/68/EC
- Blue-Q energy-saving mode allows energy savings of up to 10 per cent at the press of a button without any loss of performance
- Over 95 per cent of all installed materials are recyclable

RX 70-16/20 Diesel and LPG Forklift Trucks

Equipment Variants



	RX 70-16	RX 70-16 T	RX 70-18	RX 70-18 T	RX 70-20	RX 70-20 T
Driver's cab	Impact-absorbing driver's seat for optimal comfort on uneven routes	●	●	●	●	●
	Protective steel roof, height 2,117 mm	●	●	●	●	●
	Weather protection design in different variants	○	○	○	○	○
	Driver's cab (height: 2,139 mm) or tarpaulin cab	○	○	○	○	○
	Tinted front windscreen, rear and front windows, windscreen washing/wiping facility	○	○	○	○	○
	Single-pedal drive control	●	●	●	●	●
	Double-pedal drive control	○	○	○	○	○
	Built-in storage and drink holder	●	●	●	●	●
	Display and function buttons protected from water spray	●	●	●	●	●
	Writing pad support and clipboard (removable) with a light	○	○	○	○	○
	Grammer driver's seat with leatherette cover	●	●	●	●	●
	Comfortable driver's seat with textile cover and lumbar support	○	○	○	○	○
	Swivel seat for a healthy body posture when reversing	○	○	○	○	○
	Driver's seat exclusively with leatherette or textile cover, mechanical or airsprung, extra-wide seat pad, large suspension travel, lumbar support, height-adjustable back extension and heated seat	○	○	○	○	○
	Horizontal spring plate for driver's seat to minimise human vibrations	○	○	○	○	○
	Roof liner with interior lighting	○	○	○	○	○
	Radio/MP3 player with USB connection	○	○	○	○	○
	Adjustable roof window	○	○	○	○	○
	Protective sunshade and sun blind	○	○	○	○	○
	Water heating with blower and defroster nozzles for front windscreen and footwell	○	○	○	○	○
Air conditioning	○	○	○	○	○	
Mast	Telescopic free view mast with and without full free lift	○	○	○	○	○
	Triplex free view mast	○	○	○	○	○
	Fork wear protection	○	○	○	○	○
	Different fork carriage widths and integrated side shifter	○	○	○	○	○
	Load backrest	○	○	○	○	○
	Automatic vertical mast position	○	○	○	○	○
	Hydraulic accumulator in the lifting cylinder to attenuate pressure peaks in the hydraulic system	○	○	○	○	○
	Angle of incline 3/6 or 3/8 degrees front/rear incline	●	●	●	●	●
	Bellows protect the tilt cylinder from dust and moisture	○	○	○	○	○
	Superelastic tyres, SIT system, single or twin	●	●	●	●	●
Tyres	Superelastic tyres, SIT system, natural colour or anti-static	○	○	○	○	○
	Single air-filled tyre	○	○	○	○	○
	Proportional valve technology for especially sensitive movements	●	●	●	●	●
Hydraulics	Mini-lever with armrest, two levers	●	●	●	●	●
	Mini-lever with armrest, 3 or 4 levers, Joystick 4Plus or Fingertip	○	○	○	○	○
	Up to three hydraulic circuits for controlling accessories	○	○	○	○	○
	Custom parametrisation of hydraulic functions	●	●	●	●	●
	Five driving programmes for different driving and braking behaviour	●	●	●	●	●
Drive	Blue-Q energy-saving mode	●	●	●	●	●
	Smooth acceleration and reversing	●	●	●	●	●
	Maintenance-free drives for driving, steering and lifting	●	●	●	●	●
	Travel and lift drive components enclosed to protect against dust and dirt	●	●	●	●	●
	Dry air filter with maintenance indicator	●	●	●	●	●
	Additional air filter or cyclone pre-separator	○	○	○	○	○
	Gas forklift with LPG cylinders	—	●	—	●	—
	40 litre LPG tank	—	○	—	○	—
	Automatic engine shut-off	○	○	○	○	○
	Motor preheating via external power connection	○	○	○	○	○
	Regulated 3-way catalytic converter	—	○	—	○	—
	Diesel particle filter	○	—	○	—	○
Brake	Wear-free disc brakes that run in an oil bath	●	●	●	●	●
	Energy recovery when braking	●	●	●	●	●
	Hydraulic parking brake	●	●	●	●	●
Safety	Forklift truck has a low centre of gravity and steering axle with high self-aligning bearing for optimum levels of safety	●	●	●	●	●
	Protective grille roof	○	○	○	○	○
	Narrow protective roof profile for an optimum all-round view	●	●	●	●	●
	Restraint system: IWS side restraints on both sides and Easybelt to be engaged and disengaged quickly and safely	○	○	○	○	○
	Lighting system in halogen or LED design, approvable	○	○	○	○	○
	Working lights in halogen or LED design	○	○	○	○	○
	Roof window in rear protective roof area, improved visibility when reversing	●	●	●	●	●
	Warning flash light	○	○	○	○	○
	STILL Safety Light warning device, illuminated blue	○	○	○	○	○
	Seat belt control, drive unit only enabled when seat belt is fastened	○	○	○	○	○
	Speed limiter adjustable by driver	○	○	○	○	○
	Tempomat cruise control	○	○	○	○	○
	Load measuring with ±5% precision	○	○	○	○	○
FleetManager: access authorisation, shock detection, reports	○	○	○	○	○	

● Standard ○ Option — Not available



STILL GmbH
Berzeliusstraße 10
D-22113 Hamburg
Tel.: +49 (0)40/73 39-20 00
Fax: +49 (0)40/73 39-20 01
info@still.de

For further information please visit:
www.still.eu

STILL is certified in the following areas: Quality management, occupational safety, environmental protection and energy management.



first in intralogistics