

NEW



ELECTRIC TELETRUK | 30-19E

Max 3000kg capacity Max 1900kg capacity at 2m reach Max lift height 4100mm



REACH FOR GREATER INNOVATION

JCB is leading the way in clean technology and reducing harmful emissions, especially in urban, air quality sensitive environments and enclosed spaces. E-TEC is a new generation of electric products with zero emissions at point of use that don't compromise on performance.

The new JCB electric Teletruk is part of the new generation of innovative products that utilise electric technology to access a whole new world of possibilities.

The electric Teletruk's unique telescopic forward reach, small footprint, turning circle and lift capacity, along with unrivalled visibility, makes it an exceptionally versatile machine that has the potential to add significant value to your business.





REACH >>> FOR GREATER PRODUCTIVITY WITH VAN LOADING.

THE NEW JCB ELECTRIC TELETRUK IS DESIGNED TO IMPROVE THE SPEED AND ACCURACY OF VAN LOADING AND UNLOADING PROCEDURES. THE UNIQUE TELESCOPIC BOOM ALLOWS FOR THE SAFE LOADING OF 3 EURO PALLETS WITHIN 2 MINUTES.

Lift and load.

1 The electric Teletruk's telescopic reach allows the operator to maintain a safe distance between the front of the machine and the back of the vehicle being loaded/unloaded, helping to reduce the risk of stock and vehicle damage. It also helps to reduce the risk of injury from manual handling loads into and out of vehicles.

2 Save money, space and and increase your van turnaround rates by loading and unloading directly into delivery vans with the electric Teletruk's forward reach.

3 With no mast blocking the view ahead coupled with the forward reach of the telescopic side boom you can accurately load and unload vehicles as well as utilise the maximum amount of space available.



Load 3 Euro-pallets easily and safely.



Telescopic reach allows for a buffer zone in front of the machine to help eliminate damage to vehicle bodywork and manual handling injuries.



The electric Teletruk has been specifically designed for operation in the cleanest, toughest and coldest of logistics environments, using special features such as fully protected components to ensure both safety and efficiency.

REACH >>> FOR GREATER PRODUCTIVITY WITH SINGLE SIDE LOADING.

THE ELECTRIC TELETRUK'S UNIQUE TELESCOPIC FORWARD REACH ALLOWS YOU TO LOAD AND UNLOAD TRUCKS FROM ONE SIDE IN BOTH INDOOR AND OUTDOOR ENVIRONMENTS SAVING VALUABLE SPACE, TIME AND MONEY.

Operational efficiency.


- 1 The 30-19E will lift 1900kg at 2m forward reach.
- 2 The Teletruk's telescopic boom can help you save an average of 8 minutes opening and closing curtain time per truck load, improving overall productivity levels on site.
- 3 Load trailers side by side to double the number of loading areas on your site.
- 4 There is no need to spend extra time repositioning vehicles around work yards.



Realise increased productivity levels of up to 20% with the electric Teletruk. This is a result of the typical time and space savings of single-side loading and utilising the rest of the loading space for other duties.

30
MINS

50%
LESS
SPACE



REACH >>> FOR GREATER PRODUCTIVITY WITH CONTAINER LOADING.

THE ELECTRIC TELETRUK'S FORWARD REACH ENSURES THAT EVERY CONTAINER IS FULL, AND STUFFED AND STRIPPED AS QUICKLY AND SAFELY AS POSSIBLE.

Easy container access.

1 Forward reach, full free lift and side shift functionality allows for greater control over the placement of goods into the container and enables the operator to pack tightly, maximising the use of your container space.

With a cab height of 2.2m the electric Teletruk can easily fit inside a standard 20ft container and/or trailer.

2 The electric Teletruk's compact footprint and powerful AC drive motors results in excellent performance up ramps and gradients, climbing a 21% gradient or ramp with ease.





Full free lift
of 1575mm
as standard.

LED lights
as standard.

1600kg lift capacity at
2.5m forward reach.

Low cab height of 2.2m
means the electric
Teletruk can easily fit
inside a 20ft container.



REACH >>> FOR GREATER COMFORT.

THE LATEST COMMANDPLUS, ERGONOMIC DESIGN HAS BEEN USED TO ENSURE SUPERIOR OPERATOR COMFORT THROUGHOUT THE WORKING DAY, ENABLING YOU TO GET THE MAXIMUM PRODUCTIVITY OUT OF THIS UNIQUELY VERSATILE MACHINE.

In complete comfort.

1 The electric Teletruk features a new spacious JCB CommandPlus cab with greater internal space and new seat design. Access into and out of the Teletruk is also safe and easy thanks to intuitive, well positioned grab handles and wide access.

2 The JCB electric Teletruk's unique side-mounted boom design provides unrivalled 360-degree visibility for the operator. The design also allows total visibility of fork tips and attachments when fully retracted and lowered, even inside containers.


3 The operator is well informed with easy to read displays which do not restrict visibility.

4 The electric Teletruk also features a single lever control to make operation more straightforward and precise, thanks to SMART Hydraulics.



5 The ROPS/FROPS certified cab is available in open canopy, partially glazed and fully glazed options providing the most comfortable working conditions whatever the climate or conditions.



A detailed view of the operator's cab of a JCB telehandler. The cab is enclosed and features a steering wheel with the JCB logo in the center. To the right of the steering wheel is a single joystick control for hydraulic functions, travel direction, and speed. The operator's seat is a large, black, padded Grammer seat with the JCB logo on the backrest. The floor of the cab has a textured, non-slip surface. Various safety and operational controls are visible, including a red emergency stop button and a panel of warning symbols at the bottom right.

The cab enclosure conforms to international ROPS/FOPS regulations and boasts a wealth of features for unrivalled operator safety and comfort.

All SMART Hydraulic functions, direction and speed of travel are controlled from a single joystick.

Grammer seat up to 170kg.

For when the weather turns cold, or for those chilly early starts, there is a heated seat and in-cab heater option available.

REACH >>> FOR GREATER SAFETY.

WITH SUPERB VISIBILITY, PRECISION CONTROL AND SEVERAL UNIQUE DESIGN FEATURES, THE ELECTRIC TELETRUK REACHES NEW HEIGHTS OF SAFETY, MAKING ALL OPERATORS FEEL IN TOTAL CONTROL WITHIN ANY ENVIRONMENT AND IN ANY APPLICATION.

In complete control.


1 JCB's unique, active Load Motion Control feature alerts the operator and progressively stops the lift hydraulics when the maximum lift capacity is reached, preventing forward tip. The operator is informed through a simple progressive, green, amber and red warning light system.

2 The electric Teletruk's design provides an exceptional 360-degree field of vision both around the machine and to the attachment, providing exceptional on-site safety.

3 The unique benefit of 111 degrees of carriage rotation makes handling goods much easier and safer. The electric Teletruk can also easily recover tipped or fallen loads, removing the requirement for manual handling.

Beacons and reverse alarms are fitted as standard for additional on-site safety with the option of a blue spot reverse light.





REACH >>> FOR GREATER SUSTAINABILITY.

JCB IS LEADING THE WAY IN CLEAN TECHNOLOGY AND REDUCING HARMFUL EMISSIONS, ESPECIALLY IN URBAN, AIR QUALITY SENSITIVE ENVIRONMENTS AND ENCLOSED SPACES. THE ELECTRIC TELETRUK IS ONE OF THE NEW E-TEC RANGE OF MACHINES THAT UTILISES ELECTRIC TECHNOLOGY TO ACCESS A WHOLE NEW WORLD OF POSSIBILITIES, WHILE PROTECTING THE ENVIRONMENT TODAY AND IN THEFuture.

For greener working.

- 1** The electric Teletruk produces zero emissions at point of use, making it the right machine for indoor and outdoor sites.
- 2** Maximise uptime and improve on productivity with real-time measurement of energy consumption via JCB's LiveLink telematics system. Average customer energy consumption reported is 4.1kwh.
- 3** The electric Teletruk is designed to work as efficiently outdoors as it does indoors, making it a great environmental choice for lots of different industries and applications.

The electric Teletruk has low noise levels helping to improve operator awareness and communication with other workers. It also means there are no restrictions on hours of operation and makes it a wise investment for inner city working and low noise pollution environments.





The Teletruk's unique side-mounted boom allows the operator to access the 2nd, 3rd and 4th row of goods, improving efficiency and the utilisation of space as well as reducing the cost per unit.

REACH >>> FOR GREATER EFFICIENCY.

THE JCB ELECTRIC TELETRUK HAS BEEN DESIGNED AND BUILT FOR EFFICIENT 24/7 OPERATION. ITS UNIQUE TELESCOPIC BOOM SAVES YOU TIME, SPACE AND MONEY WHILE ITS BATTERY CAN BE CHANGED QUICKLY, AND THE MACHINE AND BATTERY STATUS MONITORED REMOTELY. THIS MAKES IT THE IDEAL CHOICE FOR YOUR CONSTANTLY MOVING WORLD.

24/7 operation.

1 We understand that most logistics operations work non-stop and we've designed the electric Teletruk to be an integral part of the logistics 'final mile' distribution chain. Everything from greater visibility to quick battery changing has been designed to keep you continually working and earning.

2 The battery is removed through the rear access door. All batteries come with fork pockets and a single lifting point as standard. The battery change takes 2 minutes.

Battery charging is as easy as lifting the battery cover and plugging in to the GNB high-frequency charger. Customers typically achieve an 8-hour run time with 80% battery consumption.

Machine speed can be adapted to suit every environment. Machine acceleration can be reduced by 10, 20 or 30% by pressing the eco button 1, 2 or 3 times.





The unique telescopic forward reach of the electric Teletruk allows for van, truck, container and rail loading, supporting all areas of logistics operations.

REACH >>> FOR GREATER STRENGTH & RELIABILITY.

THE ELECTRIC TELETRUK HAS BEEN DESIGNED AND BUILT TO JCB'S WORLD-CLASS MANUFACTURING STANDARDS. JCB IS ALSO A WORLD LEADER IN TELESCOPIC BOOM DESIGN AS SEEN ON OUR LEGENDARY LOADALL TELESCOPIC HANDLERS.

The one piece fully welded chassis maximises strength and minimises weight. For greater structural rigidity, the boom on the electric Teletruk is mounted low which also guarantees superior 360-degree visibility.


Stronger by design.


1 The 30-19E has been built utilising only industry leading components. The latest generation of Zapi AC motor controllers are mounted onto a thermal panel which together with the one piece chassis dissipates the heat generated by the controllers, meaning no additional cooling fans are needed and reduces service costs and ensures durability.

2 JCB's unique electric Teletruk design has a fully tilting cab to allow easy access for servicing and maintenance. This makes service times and component checks much more efficient.

Service scheduling is ensured by JCB LiveLink, fitted as standard, to the 30-19E Teletruk.

3 The latest generation of independent drive motors are supported by the JCB one piece chassis and are fully protected with a 4 millimetre plate guard.



A yellow JCB 30-19E teletruk forklift is shown in an industrial setting, carrying two pallets of kegs. The forklift is positioned in the foreground, moving towards the right. The background features large industrial silos and a building with a glass facade. A tall smokestack is visible on the left side of the image. The sky is blue with some clouds. A red circular sign with a blue arrow pointing right is visible on the right side of the image. The JCB logo is clearly visible on the side of the forklift.

For additional peace of mind, the 30-19E Teletruk comes with a 2 year JCB warranty on the machine, 3 year/6000 hours on Zapi drive and controls, plus a 1200 charge cycle warranty on the battery.

REACH >>> FOR GREATER VERSATILITY.

THE UNIQUE JCB ELECTRIC TELETRUK IS THE WORLD'S MOST VERSATILE COUNTERBALANCE LIFT TRUCK AND THE NEW ELECTRIC MODEL MAKES IT EVEN MORE VERSATILE. IT'S 90 DEGREE SPIN TURN AXLE ALLOWS FOR EASIER AND SAFER OPERATION IN A CONFINED SPACE.

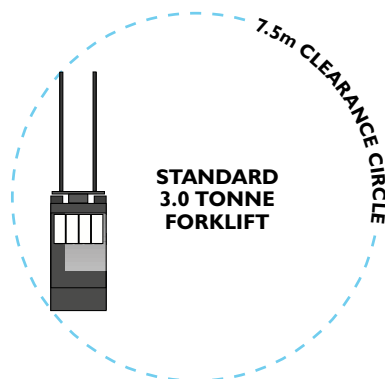
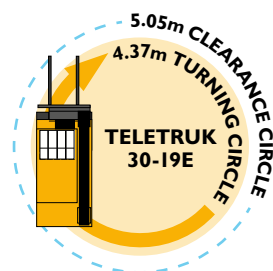
Sheer versatility.

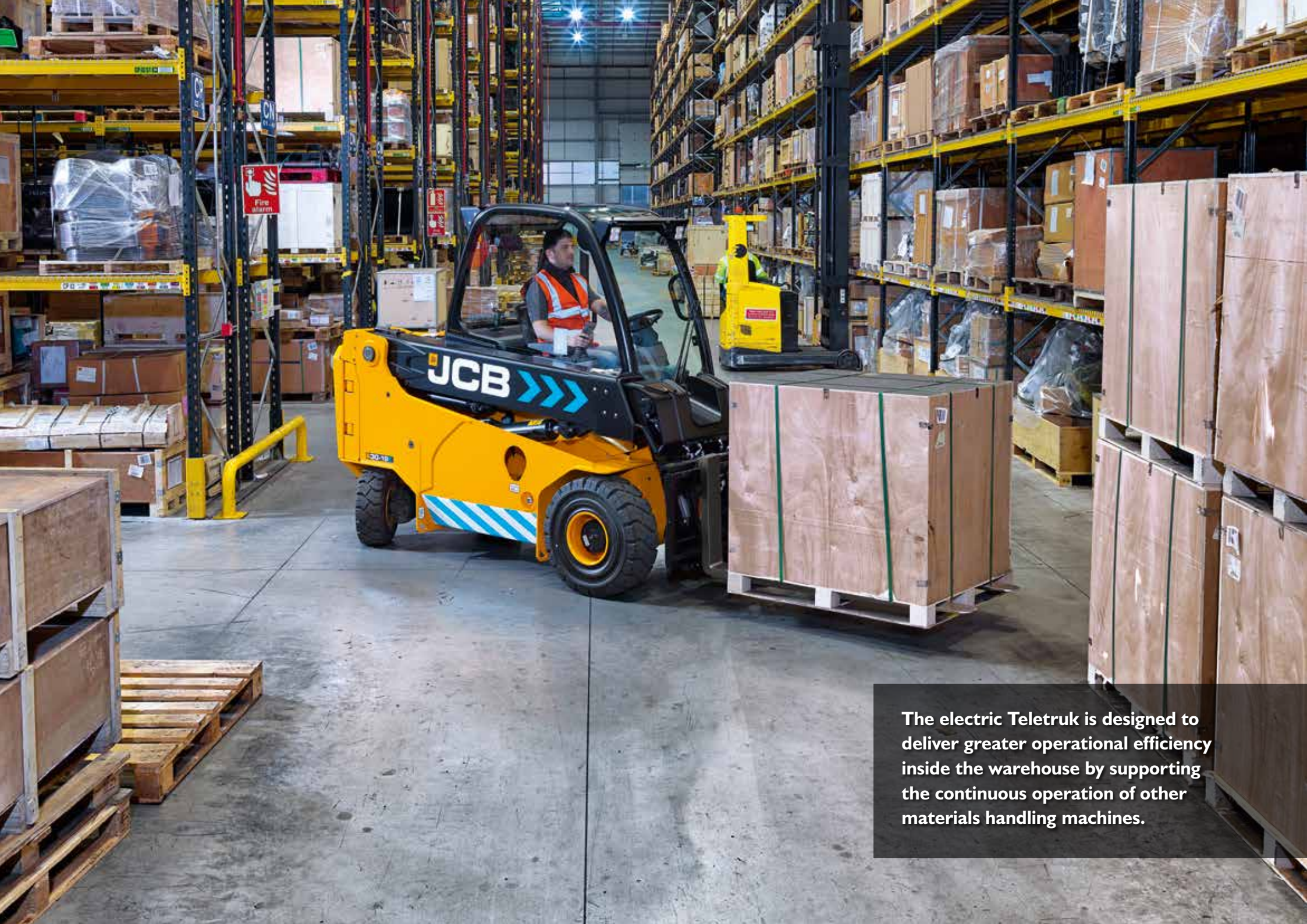
1 The length of the electric Teletruk (including forks) is just 4.1m and through it's spin turn axle has the ability to turn within a 5m radius.

2 The electric Teletruk has a fully sealed body to protect all key electrical drive components from poor weather conditions to ensure optimal performance in all environments.

3 A special range of Teletruk attachments, plus compatibility with the full range of industry specific attachments, gives you the flexibility and added versatility to work in a wide range of applications.

The Teletruk's Changezee system allows the ability to change between forks and other attachments within 30 seconds with the hydraulic quickhitch system.





The electric Teletruk is designed to deliver greater operational efficiency inside the warehouse by supporting the continuous operation of other materials handling machines.



LIVELINK TELEMATICS.

LiveLink telematics helps you monitor and manage your machine fleet remotely anywhere in the world by radically improving the efficiency, productivity, safety and security of all your JCB and non JCB machine fleet.

MACHINE EFFICIENCY: Keep track of your machine's daily activity with regular performance reports which provide information about utilisation, location, battery and machine health including run time and charge %, error codes for diagnostics, safety alerts, energy consumption and environmental footprint. JCB LiveLink ensures machines are kept running for maximum uptime and return on investment.

MACHINE RELIABILITY: Accurate hours and service alerts improve maintenance planning to optimise machine productivity.

MACHINE SECURITY: LiveLink's real time geo-fencing alerts tell you when machines move out of predetermined zones. Curfew alerts inform you of unauthorised usage.



Track the location of any asset via Bluetooth connection.



An after market telematics solution which can be retrofitted to any machine.



COMPLETE CONTROL FOR YOUR FLEET.

LiveLink Fleet enables you to track every aspect of your equipment to maximise efficiency and machine uptime.

GUESS LESS, KNOW MORE: Equipment issues and service reminders are logged as soon as they occur, helping you to react quickly.

YOUR EYES ON THE GROUND: Integrate LiveLink Fleet with the JCB Operator mobile app and data from your operators' daily equipment checks feed instantly into your dashboard.

TOTAL PEACE OF MIND: Operator safety alerts help to ensure machines are being used efficiently and safely.

SMARTER TOOLS. SMARTER DECISIONS: From hours worked to energy consumption, access custom analytics on your fleet to make smarter decisions, quicker.

EFFORTLESS MEETS PAPERLESS: Access certificates, warranty information, quick start machine guides and manuals.

The JCB Operator app

THEY SPOT IT, YOU KNOW IT.

The JCB Operator app gives you faster, clearer and more accurate information about your fleet, direct from the people using your equipment each day.

STAY IN TOUCH: Get regular checks on your machine with visibility in the LiveLink Fleet portal.

TAILOR YOUR CHECKS: Customise your checklists to suit any application, customer or site.

UPLOAD TO KEEP UPDATED: Upload useful information with photos and comments.

FULLY COMPATIBLE: The JCB Operator app works with non telemetry related machines and assets.

ACCESS ALL INFORMATION: Get access to documentation such as quick start guides.

*The individual features of LiveLink Telematics, LiveLink Fleet and Operator App vary per region, power source and machine type.

VALUE ADDED.

JCB'S WORLDWIDE CUSTOMER SUPPORT IS FIRST CLASS. WHATEVER YOU NEED AND WHEREVER YOU ARE, WE'LL BE AVAILABLE QUICKLY AND EFFICIENTLY TO HELP MAKE SURE YOUR MACHINERY IS PERFORMING TO ITS FULL POTENTIAL.

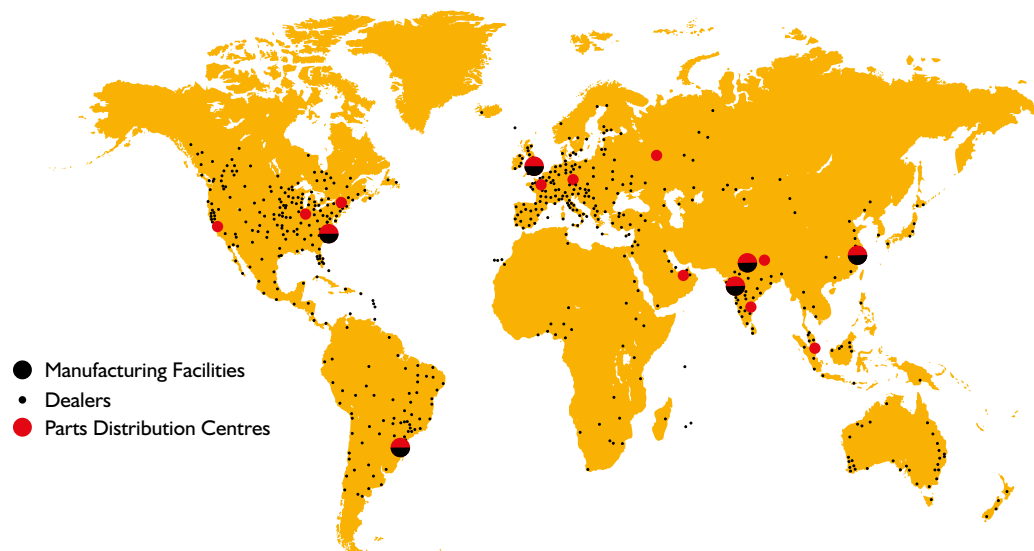


1 Our Technical Support Service provides instant access to factory expertise, day or night, while our Finance and Insurance teams are always on hand to provide fast, flexible, competitive quotes.

2 The global network of JCB Parts Centres is another model of efficiency; with 18 regional bases, we can deliver around 95% of all parts anywhere in the world within 24 hours. Our genuine JCB parts are designed to work in perfect harmony with your machine for optimum performance and productivity.



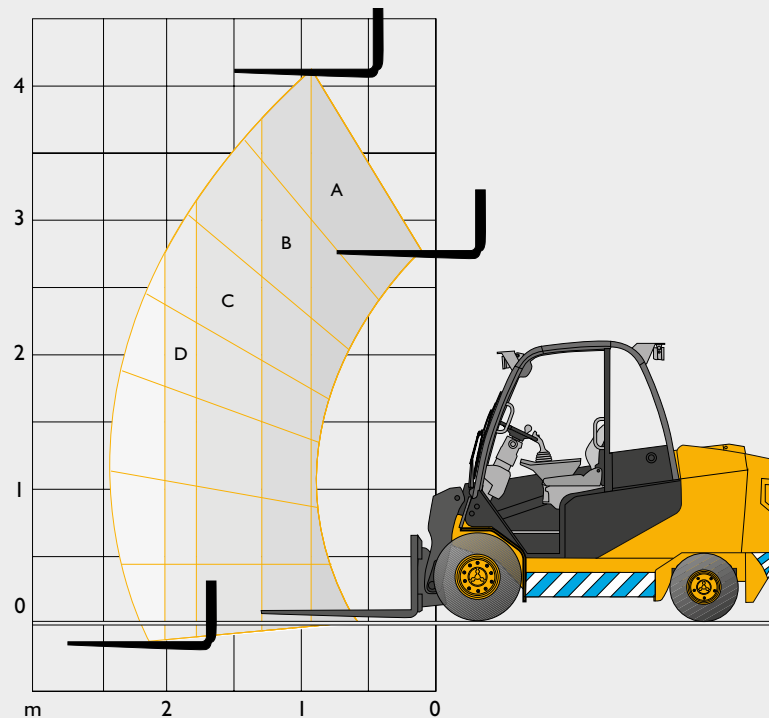
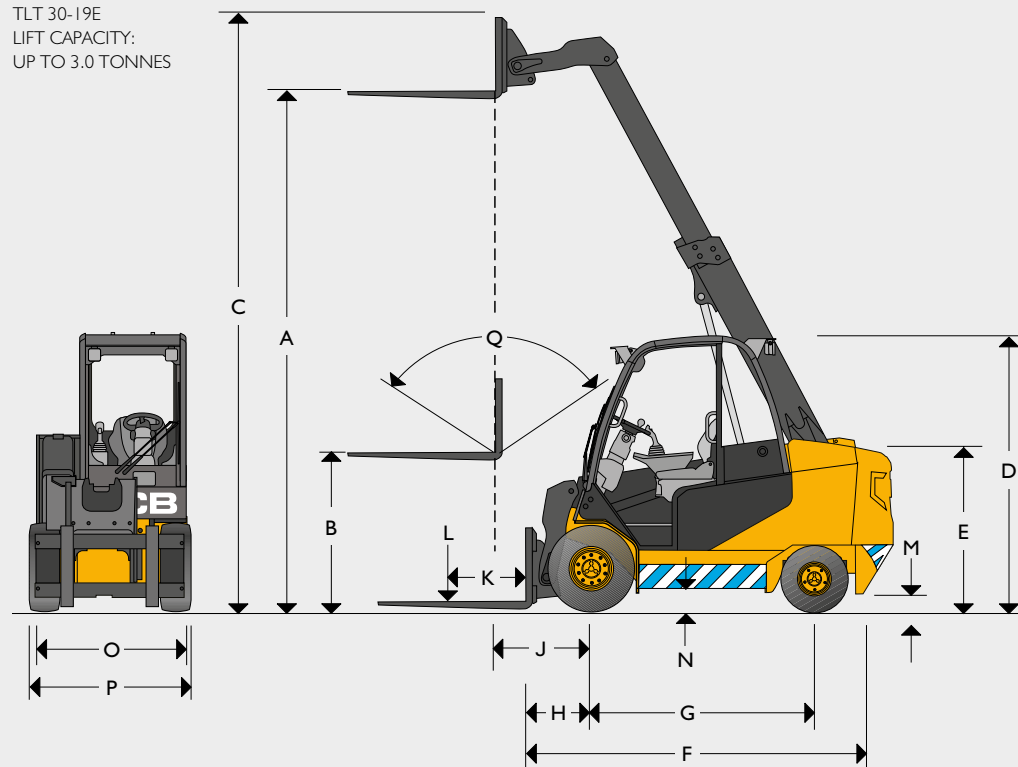
3 JCB offers comprehensive extended warranties as well as service-only or repair and maintenance contracts. Irrespective of what you opt for, our Maintenance teams around the world charge competitive labour rates, and offer non-obligation quotations as well as fast, efficient insurance repair work.



Note: JCB LIVELINK and JCB extended warranty packages may not be available in your region, so please check with your local dealer.

STATIC DIMENSIONS

TLT 30-19E
LIFT CAPACITY:
UP TO 3.0 TONNES



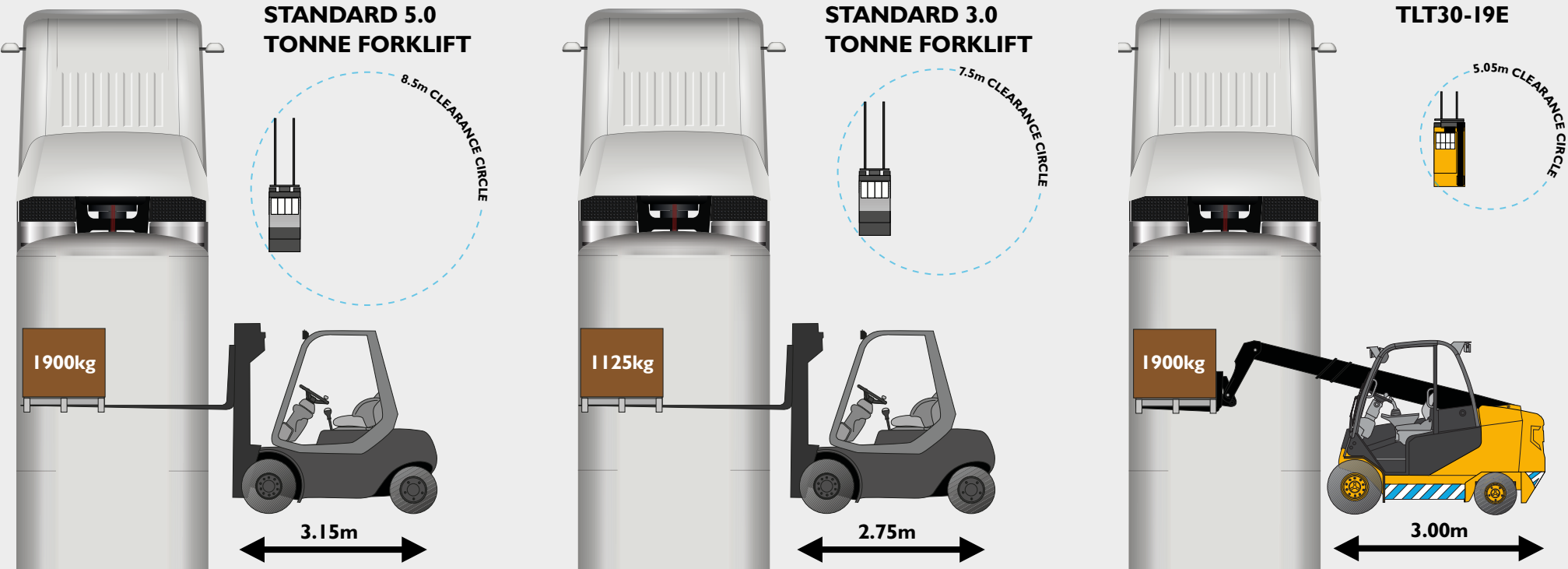
STATIC DIMENSIONS

A	Lift height	mm	4000
B	Free lift (standard)	mm	1575
C	Height (boom extended)	mm	4625
D	Height of overhead guard	mm	2245
E	Height of operators seat	mm	1071
F	Length to fork face	mm	3000
G	Wheelbase	mm	1800
H	Distance from c/l of front axle to fork face	mm	515
J	Distance from c/l of front axle to fork face (full height)	mm	715
K	Load centre	mm	500
L	Lift capacities (with sideload)	kg	3000
M	Ground clearance (lowest point)	mm	143
N	Ground clearance (wheelbase centre)	mm	172
O	Fork carriage width	mm	1200
P	Maximum width of machine	mm	1295
Q	Carriage tilt total	degrees	111

LIFT CAPACITIES

Capacity bands	
A	3000kg
B	2500kg
C	1900kg
D	1600kg
@ 2 metres	1900kg

STANDARD FORKLIFT VS JCB ELECTRIC TELETRUK




GENERAL SPECIFICATION

Engine type		Electric
Working pressure for attachments	bar	170
Oil flow for attachments (standard/high)	l/min	28/70
Maximum reach ground level (500mm load centre)	mm	2230
Maximum reach boom horizontal (500mm load centre)	mm	2390
Turning radius	mm	2525
Aisle width 90° stacking 800 x 1200/1000 x 1200	mm	4000
Weight unladen	kg	5040
Travel speed (standard)	km/h	18
Gradeability (unladen)	%	21
Transmission		Electric
Park brake type		Hand
Tyres		PPS (semi solid)
Tyre size front (standard)		29 x 10 x 12
Tyre size rear (standard)		21 x 8 x 9







ONE COMPANY, OVER 300 MACHINES.

Your nearest JCB dealer

ELECTRIC TELETRUK 30-19E

Max 3000kg capacity Max 1900kg capacity at 2m reach Max lift height 4100mm

JCB Sales Limited, Rocester, Staffordshire, United Kingdom ST14 5JP.

Tel: +44 (0)1889 590312 Email: salesinfo@jcb.com

Download the very latest information on this product range at: www.jcb.com

©2009 JCB Sales. All rights reserved. No part of this publication may be reproduced, stored in a retrieval system, or transmitted in any form or by any other means, electronic, mechanical, photocopying or otherwise, without prior permission from JCB Sales. All references in this publication to operating weights, sizes, capacities and other performance measurements are provided for guidance only and may vary dependant upon the exact specification of machine. They should not therefore be relied upon in relation to suitability for a particular application. Guidance and advice should always be sought from your JCB Dealer. JCB reserves the right to change specifications without notice. Illustrations and specifications shown may include optional equipment and accessories. All images are correct at time of print. The JCB logo is a registered trademark of J.C. Bamford Excavators Ltd.

